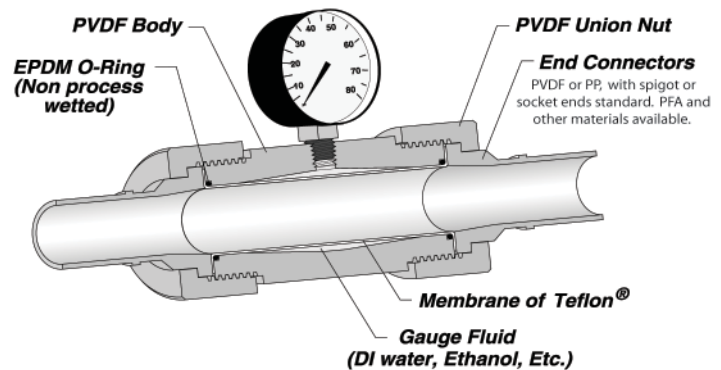


GAUGE ISOLATORS



Available in sizes 20 mm through 63 mm (1/2" - 2"), this true-union gauge isolator has no wetted elastomers and uses a "double-pipe" design to completely eliminate the dead volume associated with traditional gauge isolators. The process liquid flows through a cylindrical Teflon membrane comprising the "inner pipe", with the gauge fluid residing in the annular space between the Teflon membrane and the PVDF body. Its flow-thru design, matching standard pipe interiors, provides essentially "zero" pressure drop.

- Ultra-clean, flow-thru design
- Proven in OEM equipment since 1992
- UPW tool hook-up and slurry applications
- Sizes 20 mm to 63 mm (1/2" to 2")
- Hot Ultrapure Water to 100° C.



METRIC PIPE	SYGEF PVDF	ASAHI PVDF HALAR	FIP PVDF	+GF+ PP	ASAHI PP	PIPE	pur-pipe	ESO-CLEAN	SCHED 40	SCHED 80	TUBE	LADISH	SANI-TECH
20 mm	.638	.638	.638	.591	.591	1/2"	.528	.630	.622	.546	3/4"	.620	.560
25 mm	.835	.835	.835	.772	.772	3/4"	.724	.787	.824	.742	1"	.870	.856
32 mm	1.071	1.071	1.071	1.024	1.024	1"	.935	.984	1.049	.957			
40 mm	1.386	1.386	1.386	1.283	1.283	1 1/4"		1.220	1.380	1.278	1 1/2"	1.370	1.356
50 mm	1.732	1.740	1.732	1.606	1.606	1 1/2"	1.476	1.575	1.610	1.500	2"	1.870	1.856
63 mm	2.244	2.244	2.244	2.024	2.024	2"	1.913	2.008	2.067	1.939	2 1/2"	2.370	2.356

FLUIDIX Datasheet 10/2008

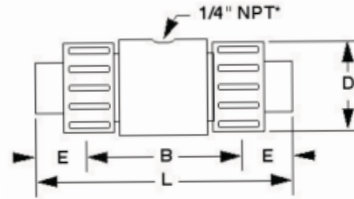
Fluidix, Inc.
 1442 Mammoth Tavern Road
 P.O. Box 1807
 Mammoth Lakes, CA 93546-1807
 Sales Office - (760) 934-2314 / Email - sales@fluidixinc.com
 www.fluidixinc.com



GAUGE ISOLATORS

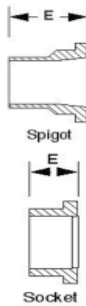
Dimensional Information

NOTE: To determine the overall length, L, when two different end connector types are used, add the body length, B, plus the two different values for E, taken from the chart for each type. *A second 1/4" NPT port, with PVDF plug, is provided on opposite side of gauge guards in some sizes.



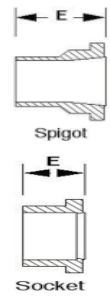
TYPE 01	Metric Spigot / Socket (SDR21, PVDF)
TYPE 06	Metric Spigot / Socket (SDR11, PP)

PIPE SIZE	SIZE CODE	"B"	"D"	Spigot		Socket	
				"E"	"L"	"E"	"L"
20 mm	-005	3.87	1.81	1.20	6.27	0.77	5.41
25 mm	-007	3.87	2.20	1.40	6.67	0.89	5.65
32 mm	-010	3.87	2.64	1.50	6.87	1.03	5.93
40 mm	-012	3.87	3.23	1.70	7.27	1.21	6.29
50 mm	-015	3.87	3.86	1.90	7.67	1.34	6.55
63 mm	-020	3.87	4.72	2.10	8.07	1.62	7.11



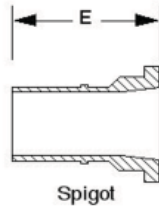
TYPE 04	IPS Spigot / Socket (Sched. 40)
TYPE 07	IPS Spigot / Socket (Sched. 80)

PIPE SIZE	SIZE CODE	"B"	"D"	Spigot		Socket	
				"E"	"L"	"E"	"L"
1/2"	-005	3.87	1.81	2.48	8.83	0.97	5.81
3/4"	-007	3.87	2.20	2.46	8.79	1.11	6.09
1"	-010	3.87	2.64	2.83	9.53	1.22	6.31
1 1/4"	-012	3.87	3.23	2.83	9.53	1.52	6.91
1 1/2"	-015	3.87	3.86	2.83	8.53	1.49	6.85
2"	-020	3.87	4.72	3.00	9.87	1.69	7.25



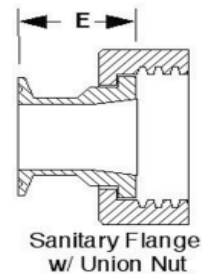
TYPE 02	Metric BCF Spigot (SDR21, PVDF)
---------	---------------------------------

PIPE SIZE	SIZE CODE	"B"	"D"	Spigot	
				"E"	"L"
20 mm	-005	3.87	1.81	2.24	8.35
25 mm	-007	3.87	2.20	2.24	8.35
32 mm	-010	3.87	2.64	2.39	8.65
40 mm	-012	3.87	3.23	-	-
50 mm	-015	3.87	3.86	2.98	9.83
63 mm	-020	3.87	4.72	2.99	9.85



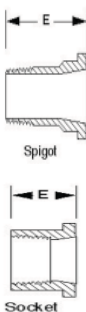
TYPE 05	Sanitary Flange (Sani-Tech)
---------	-----------------------------

TUBE SIZE	SIZE CODE	"B"	"D"	Flange	
				"E"	"L"
MINI	-005	3.87	1.81	1.50	6.87
MAXI	-007	3.87	2.20	1.60	7.07
1 1/2"	-012	3.87	3.23	1.90	7.67
2"	-015	3.87	3.86	2.00	7.87
2 1/2"	-020	3.87	4.72	2.20	8.27



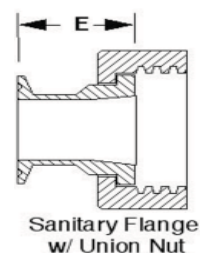
TYPE 03	NPT Threaded Spigot / Socket (Sched. 40)
TYPE 08	NPT Threaded Spigot / Socket (Sched. 80)

PIPE SIZE	SIZE CODE	"B"	"D"	Spigot		Socket	
				"E"	"L"	"E"	"L"
1/2"	-005	3.87	1.81	1.50	6.87	0.97	5.81
3/4"	-007	3.87	2.20	1.60	7.07	1.11	6.09
1"	-010	3.87	2.64	1.90	7.67	1.22	6.31
1 1/4"	-012	3.87	3.23	2.10	8.07	1.52	6.91
1 1/2"	-015	3.87	3.86	2.20	8.27	1.49	6.85
2"	-020	3.87	4.72	2.30	8.47	1.69	7.25



TYPE 09	Sanitary Flange (Ladish)
---------	--------------------------

TUBE SIZE	SIZE CODE	"B"	"D"	Spigot	
				"E"	"L"
3/4"	-005	3.87	1.81	1.50	6.87
1"	-007	3.87	2.20	1.60	7.07
1 1/2"	-012	3.87	3.23	1.90	7.67
2"	-015	3.87	3.86	2.00	7.87
2 1/2"	-020	3.87	4.72	2.20	8.27



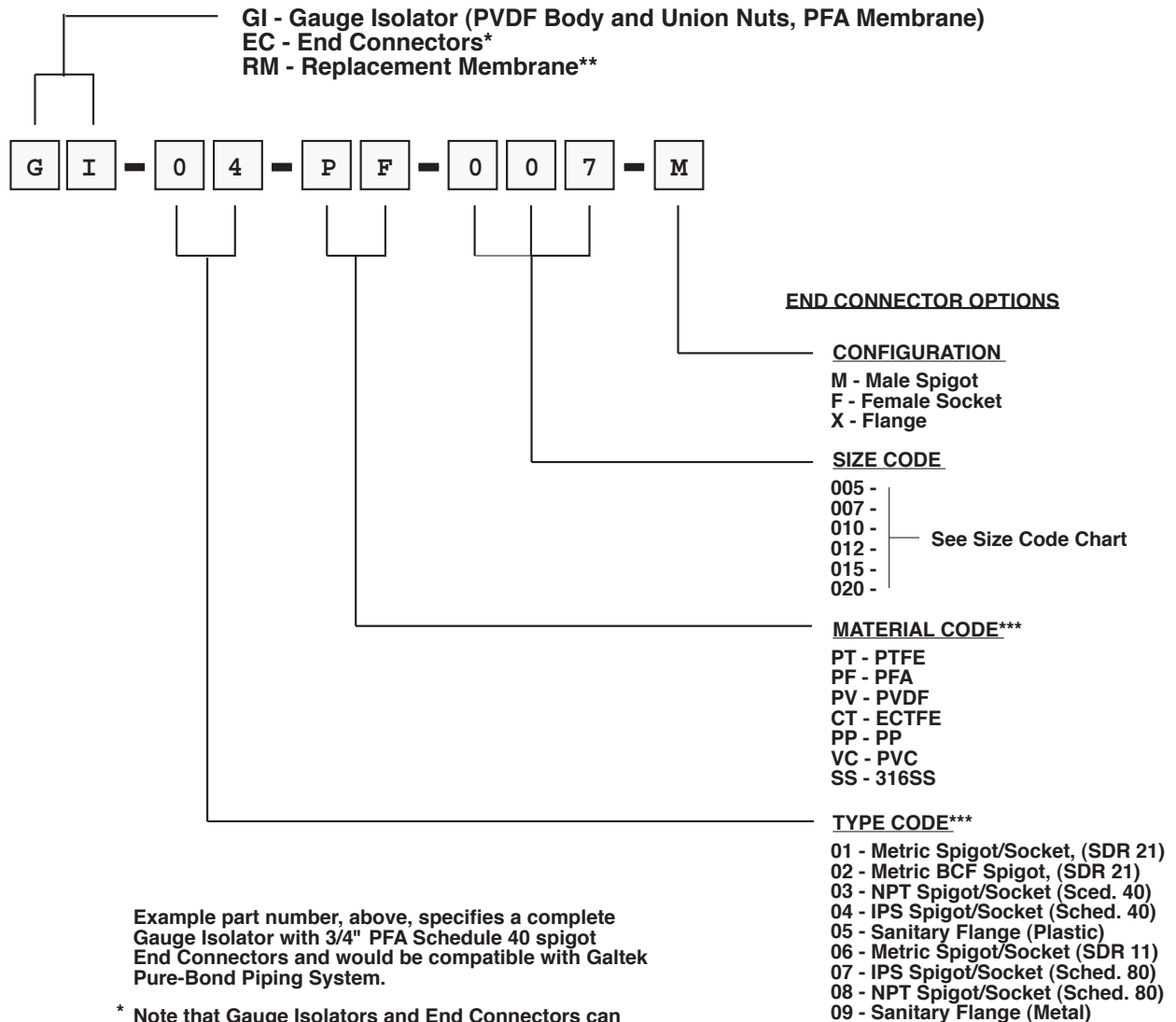
FLUIDIX Datasheet 10/2008

Fluidix, Inc.
 1442 Mammoth Tavern Road
 P.O. Box 1807
 Mammoth Lakes, CA 93546-1807
 Sales Office - (760) 934-2314 / Email - sales@fluidixinc.com
 www.fluidixinc.com



Fluidix Gauge Isolator Part Numbering System

Refer to the charts on the reverse side of this page for a guide to determining the correct part number.



* Note that Gauge Isolators and End Connectors can be ordered together or separately. End connectors of different types can be used on opposite ends of a Gauge Isolator as long as they have identical SIZE CODES, matching that of the Body.

** Only the three-digit SIZE CODE needs to be specified when ordering Replacement Membranes, i.e. RM-010.

*** Material and Type Codes for various piping systems are shown on the following page.

GAUGE ISOLATORS

End-Connector Type and Material Codes

Piping System	Manufacturer	Mat'l	Joining System	Piping Standard	Type Code	Mat'l Code
Halar Piping Systems	Asahi	ECTFE	Butt Fusion	Metric - SDR 21	-01	-CT
Proline 150	Asahi	PP	Butt Fusion	Metric - SDR 11	-06	-PP
Super Proline 230	Asahi	PVDF	Butt Fusion	Metric - SDR 21	-01	-PV
FIP	FIP	PVDF	Socket Fusion	Metric - SDR 21	-01	-PV
Fluor-O-Flo	Fluor-O-Flo	PTFE	Threaded NPT	IPS - Sched. 80	-08	-PT
Galtek Threadable PFA	Galtek	PFA	Threaded NPT	IPS - Sched. 80	-08	-PF
PureBond	Galtek	PFA	Butt Fusion	IPS - Sched. 40	-04	-PF
Sygef, Sygef HP	+GF+	PVDF	Socket Fusion	Metric - SDR 21	-01	-PV
Sygef Butt-Weld, Sygef Butt-Weld HP	+GF+	PVDF	Butt Fusion	Metric - SDR 21	-01	-PV
Sygef HP BCF	+GF+	PVDF	BCF Fusion	Metric - SDR 21	-02	-PV
+GF+ Socket-Fusion Polypropylene	+GF+	PP	Socket Fusion	Metric - SDR 11	-06	-PP
Tri-Clover Sanitary Flanges	Ladish	316SS	Sanitary Flange	Sanitary Flange	-09	-SS
Chemtrol Fusion Kynar (Natural)	Nibco	PVDF	Socket Fusion	IPS - Sched. 80	-07	-PV
Chemtrol Threaded Kynar (Natural)	Nibco	PVDF	Threaded NPT	IPS - Sched. 80	-08	-PV
GSR Fusion Kynar (Red)	R & G Sloane	PVDF	Socket Fusion	IPS - Sched. 80	-07	-PV
GSR Threaded Kynar (Red)	R & G Sloane	PVDF	Threaded NPT	IPS - Sched. 80	-08	-PV
Pur-Flo	R & G Sloane	PVDF	Socket Fusion	IPS - Sched. 40	-04	-PV
Sani-Pro T	Sani-Tech	PP	Sanitary Flange	Sanitary Flange	-05	-PP
Sani-Pro K	Sani-Tech	PVDF	Sanitary Flange	Sanitary Flange	-05	-PV
Threaded Polypropylene	Generic	PP	Socket Fusion	IPS - Sched. 40	-08	-PP
Threaded PVC	Generic	PVC	Threaded NPT	IPS - Sched. 80	-08	-VC
Cemented PVC	Generic	PVC	Socket Cement	IPS - Sched. 80	-07	-VC
Threaded CPVC	Generic	CPVC	Threaded NPT	IPS - Sched. 80	-08	-CP
Cemented CPVC	Generic	CPVC	Socket Cement	IPS - Sched. 80	-07	-CP
Threaded PVDF	Generic	PVDF	Threaded NPT	IPS - Sched. 80	-08	-PV
IPS Socket PVDF	Generic	PVDF	Socket Fusion	IPS - Sched. 80	-07	-PV
Threaded ECTFE (Halar)	Generic	ECTFE	Threaded NPT	IPS - Sched. 80	-08	-CT
Threaded PFA	Generic	PFA	Threaded NPT	IPS - Sched. 80	-08	-PF
Threaded PTFE	Generic	PTFE	Threaded NPT	IPS - Sched. 80	-08	-PT
Threaded 316SS	Generic	316SS	Threaded NPT	IPS - Sched. 40	-03	-SS
316SS Sanitary Flange	Generic	316SS	Sanitary Flange	Sanitary Flange	-09	-SS

End-Connector Description / Size Codes

Type Code	Description	Size Code					
		-005	-007	-010	-012	-015	-020
-01	Metric Spigot/Socket, (PVDF SDR 21)	20 mm	25 mm	32 mm	40 mm	50 mm	63 mm
-02	Metric BCF Spigot, (PVDF SDR 21)	20 mm	25 mm	32 mm	40 mm	50 mm	63 mm
-03	Threaded Spigot/Socket, (Sched. 40)	1/2" NPT	3/4" NPT	1" NPT	1 1/4" NPT	1 1/2" NPT	2" NPT
-04	IPS Spigot/Socket, (Sched. 40)	1/2"	3/4"	1"	1 1/4"	1 1/2"	2"
-05	Sanitary Flange (Sani-Tech)	3/4" MINI	1" MAXI	--	1 1/2"	2"	2 1/2"
-06	Metric Spigot/Socket, (PP SDR 11)	20 mm	25 mm	32 mm	40 mm	50 mm	63 mm
-07	IPS Spigot/Socket, (Sched. 80)	1/2"	3/4"	1"	1 1/4"	1 1/2"	2"
-08	Threaded Spigot/Socket, (Sched. 80)	1/2" NPT	3/4" NPT	1" NPT	1 1/4" NPT	1 1/2" NPT	2" NPT
-09	Sanitary Flange (Ladish)	3/4"	1"	--	1 1/2"	2"	2 1/2"

Product names are ™ or ® of their respective companies

FLUIDIX Datasheet 10/2008

Fluidix, Inc.
1442 Mammoth Tavern Road
P.O. Box 1807
Mammoth Lakes, CA 93546-1807
Sales Office - (760) 934-2314 / Email - sales@fluidixinc.com
www.fluidixinc.com

